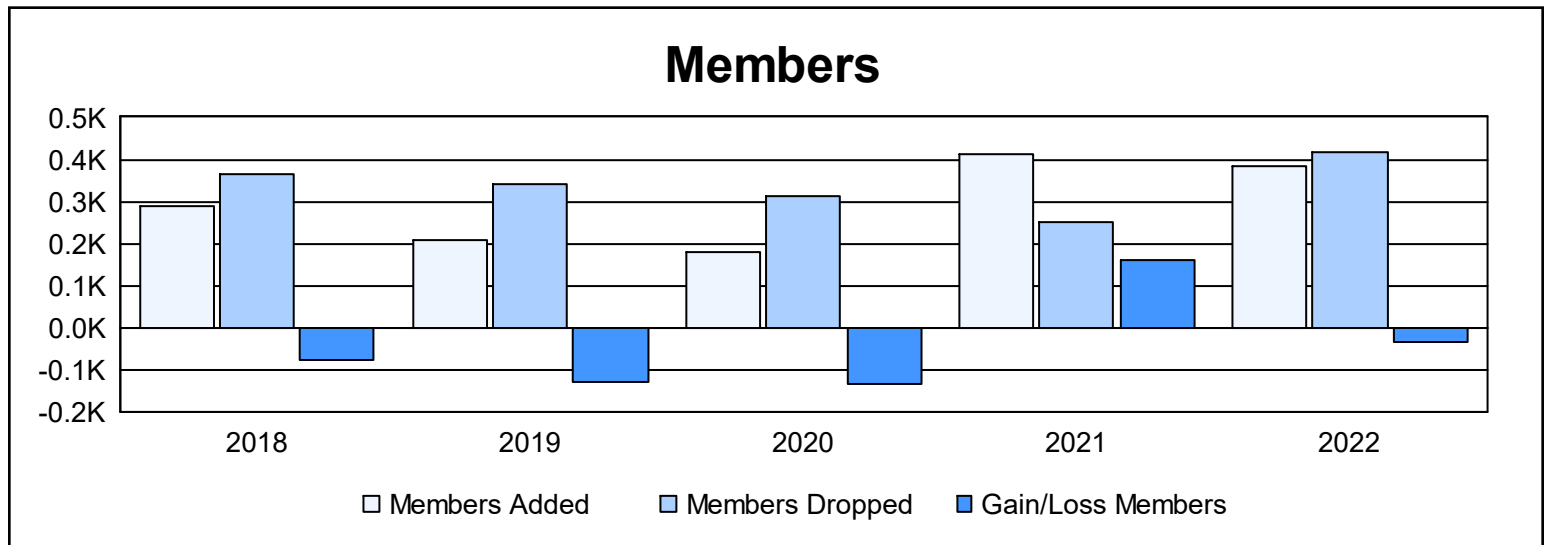
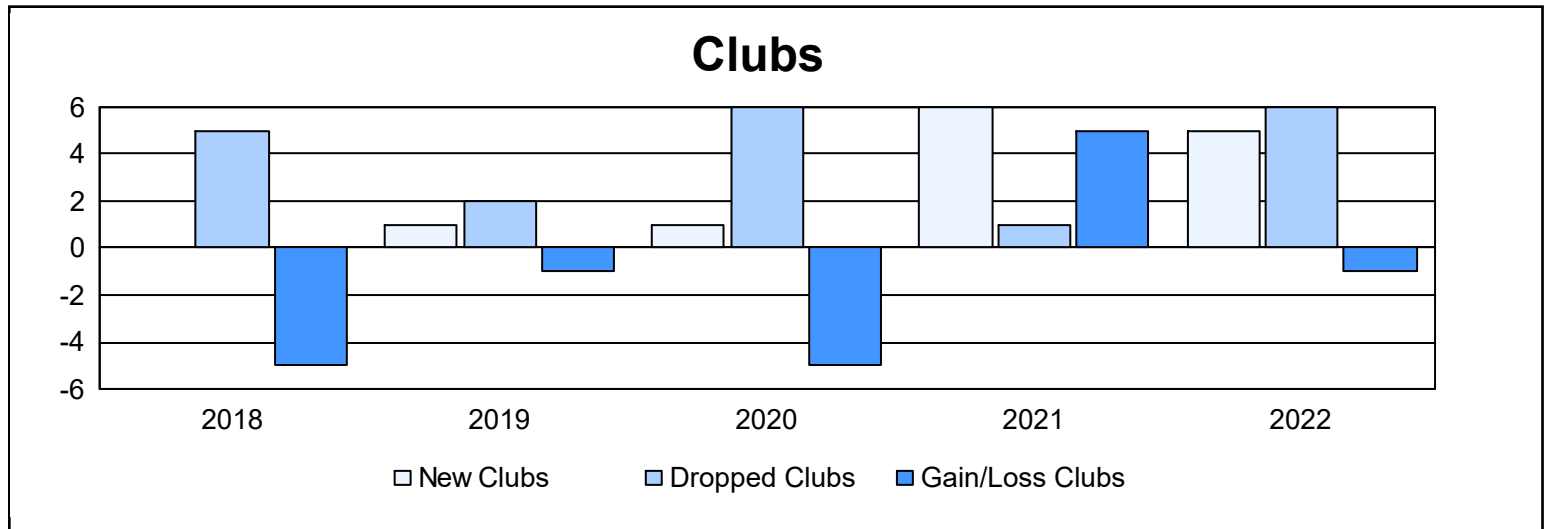
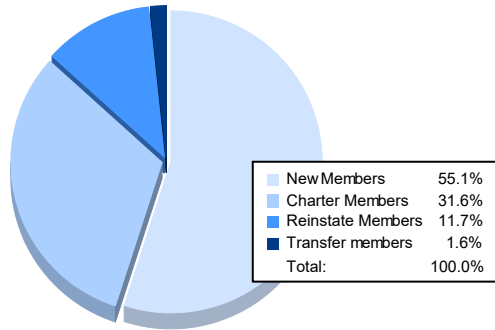


Year	New Clubs	Dropped Clubs	Gain/ Loss Clubs	New Members	Charter Members	Reinstate Members	Transfer Members	Total Member Added	Total Members Dropped	Gain/ Loss Members
2017-2018	0	5	-5	220	9	21	39	289	366	-77
2018-2019	1	2	-1	136	22	22	29	209	339	-130
2019-2020	1	6	-5	111	22	33	11	177	311	-134
2020-2021	6	1	5	212	139	28	31	410	249	161
2021-2022	5	6	-1	211	121	45	6	383	416	-33
<b>Average</b>	<b>3</b>	<b>4</b>	<b>-1</b>	<b>178</b>	<b>63</b>	<b>30</b>	<b>23</b>	<b>294</b>	<b>336</b>	<b>-43</b>



### Membership Composition June 2022 Cumulative



### Gender Composition June 2022 Cumulative

